




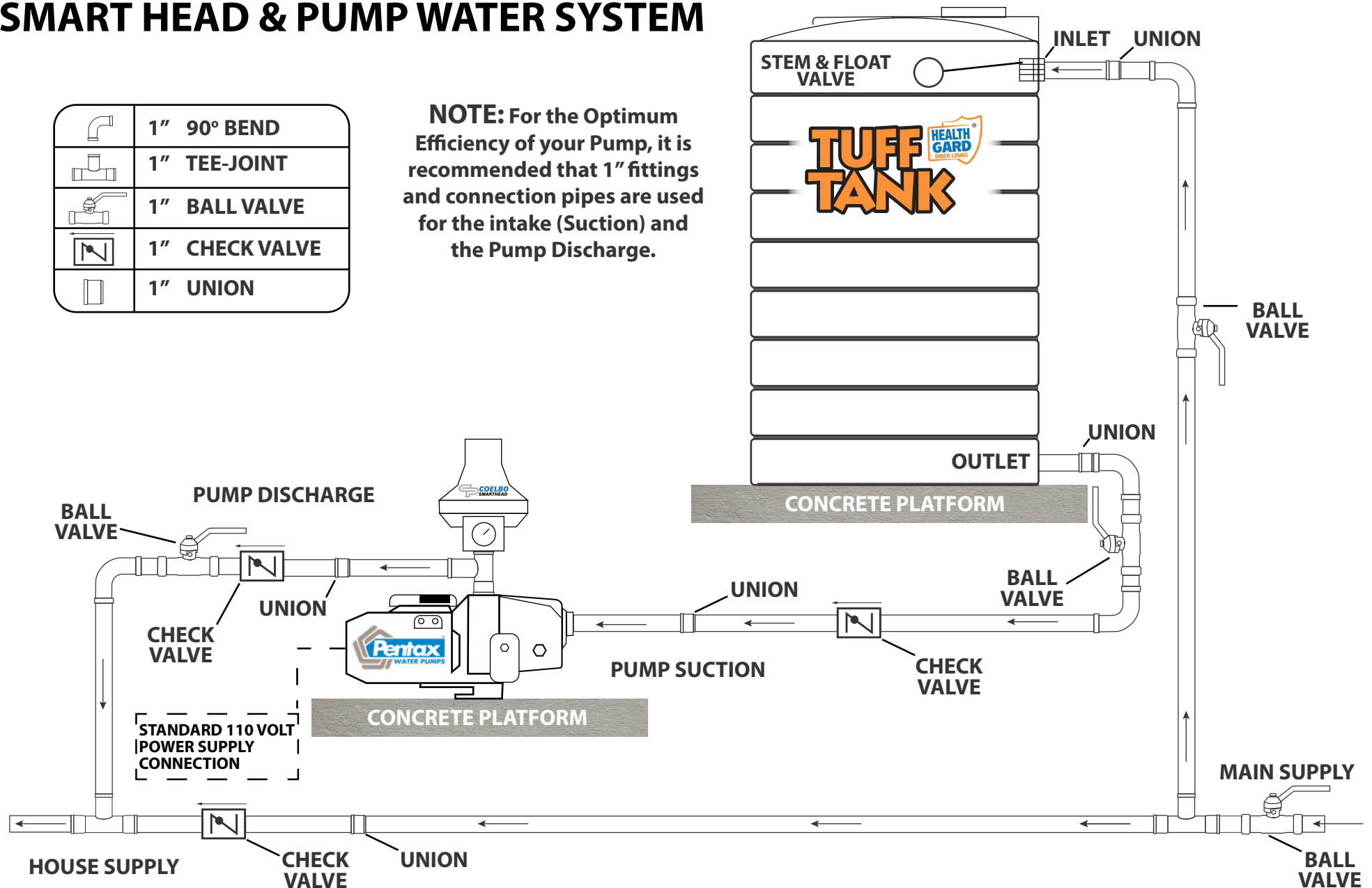







# SMART HEAD & PUMP WATER SYSTEM

	1" 90° BEND
	1" TEE-JOINT
	1" BALL VALVE
	1" CHECK VALVE
	1" UNION

**NOTE:** For the Optimum Efficiency of your Pump, it is recommended that 1" fittings and connection pipes are used for the intake (Suction) and the Pump Discharge.



# PRESSURE TANK & PUMP WATER SYSTEM

	1" 90° BEND
	1" TEE-JOINT
	1" BALL VALVE
	1" CHECK VALVE
	1" UNION

**NOTE:** For the Optimum Efficiency of your Pump, it is recommended that 1" fittings and connection pipes are used for the intake (Suction) and the Pump Discharge.

